













THIS DRAWING IS COPYRIGHT © ALL RIGHTS RESERVED. NO PART OF THIS DRAWING MAY BE REPRODUCED, STORED IN A RETRIEVAL SYSTEM OR TRANSMITTED IN ANY FORM OR BY ANY MEANS WITHOUT THE PRIOR WRITTEN PERMISSION FROM MCELLIGOTT CONSULTING ENGINEERS LIMITED.

NOTES

01. DO NOT SCALE. USE FIGURED DIMENSIONS ONLY.
02. THIS DRAWING IS TO BE READ IN CONJUNCTION WITH ALL OTHER RELEVANT ARCHITECTURAL AND ENGINEERING DRAWINGS.
03. FINAL LOCATION OF MINIPILLARS & DUCTS TO BE AGREED WITH ESB SUPERVISOR PRIOR TO INSTALLATION. (LIGHTING PILLARS TO BE CONFIRMED FOLLOWING ESB MINI-PILLAR LOCATIONS CONFIRMATION).
04. PROVIDE FOR ESB METER CABINET, INTERNAL METER & BRACKETS, SURGE PROTECTION & CABLE TO PUMPING STATION CONTROL PANEL.
05. REFER TO ESB PUBLICATION ELECTRICAL SERVICES GUIDE BOOK FOR HOUSING SCHEMES FOR ALL INSTALLATION DETAILS.
06. THIS DRAWING SHOULD BE READ IN CONJUNCTION WITH THE NATIONAL CODE OF PRACTICE FOR CUSTOMER INTERFACE ISSUED BY ESB.
07. THIS PROPOSAL IS SUBJECT TO APPROVAL FROM THE LOCAL AUTHORITY & PLANNING PERMISSION.
08. ALL PUBLIC LIGHTING COLUMNS MUST BE A MINIMUM OF 800mm AWAY FROM THE KERB EDGE.
09. NO ACCOUNT IS TAKEN FOR THE BLOCKING EFFECT CAUSED BY BUILDINGS, TREES ETC. THE CALCULATION SHOWN BY THIS DRAWING ASSUMES THAT THE WHOLE AREA BEING CONSIDERED IS IN THE SAME PLANE. I.E. THERE ARE NO CHANGES IN GRADIENT OR ELEVATION.
10. NO TREES TO BE LOCATED WITHIN 1.5 TIMES THE FALLING DISTANCE OF P/L COLUMNS.
11. WHERE ACCESS TO LIGHTING COLUMNS IS OBSTRUCTED A RAISE & LOWER TYPE COLUMN SHOULD BE USED.
12. LED LANTERNS MUST HAVE A CONSTANT LIGHT OUTPUT (CLO) AND ARE AUTOMATICALLY DIMMED TO 75% OUTPUT EACH NIGHT FROM 12AM TO 6AM. ELECTRONIC PHOTOCELLS SWITCHED AT 35/18LUX.
13. THIS IS NOT AN APPROVED PUBLIC LIGHTING DESIGN DRAWING INFORMATION ONLY.
14. RAISE & LOWER COLUMNS TO BE USED WHERE ACCESS FOR MAINTENANCE TO COLUMNS IS NOT POSSIBLE.

NOTES

-  ALINEA HANDRAIL LIGHTING MODULE(SCHREDER)
-  MICRO PILLAR (LOCATION AT LEAST 2 METERS FROM ESB PILLAR)
-  ESB MINIPILLAR (TBC BY ESB)
-  2 x 6sq NYCY CABLE LAID IN 100mm PVC DUCT TO ET211:2003 (THIS IS NOT A DUCTING LAYOUT)
-  PL SPARE
-  125MM ESB DUCT FROM ESB MINI-PILLAR TO LIGHTING MICRO-PILLAR.
-  **COLUMN DETAIL A:**
HEIGHT :8m
BRACKET LENGTH :POST-TOP
INCLINATION :5 INCLINATION
LANTERN TYPE :73W LED
MAKE & MODEL :CU-PHOSCO-P863-32-WW-F0750
-  **COLUMN DETAIL B:**
HEIGHT :6m
BRACKET LENGTH :POST-TOP
INCLINATION :5 INCLINATION
LANTERN TYPE :25W LED
MAKE & MODEL :CU-PHOSCO-P852-12-P4-WW-CA0650
-  **COLUMN DETAIL C:**
HEIGHT :6m
BRACKET LENGTH :POST-TOP
INCLINATION :5 INCLINATION
LANTERN TYPE :47W LED
MAKE & MODEL :CU-PHOSCO-P863-16-F2-WW-E0900
-  **COLUMN DETAIL D:**
HEIGHT :5m
BRACKET LENGTH :POST-TOP
INCLINATION :5 INCLINATION
LANTERN TYPE :9W LED
MAKE & MODEL :CU-PHOSCO- P852-12-R3B-WW-CA-0200
-  **COLUMN DETAIL E:**
HEIGHT :5m
BRACKET LENGTH :POST-TOP
LANTERN TYPE :11W LED
MAKE & MODEL :CU-PHOSCO- P852-12-R3B-WW-CA-0250
-  **COLUMN DETAIL F:**
HEIGHT :8/6m
BRACKET LENGTH :POST-TOP
LANTERN TYPE :52W LED
MAKE & MODEL :CU-PHOSCO- P863-16-C1-WW-CA-1000

B	ISSUED FOR INFORMATION	RT	TMC	RMC	23-02-2022
A	ISSUED FOR INFORMATION	RT	TMC	RMC	15-02-2022
ISSUE	DESCRIPTION	DRN	ORIG	APP	DATE

McElligott
CONSULTING ENGINEERS
 H2a Centrepoint Business Park, Oak Road, Dublin 12
 tel: +353 (0)1 424 3014 email: info@mcelligott.ie web: www.mcelligott.ie

CLIENT **COSGRAVE PROPERTY GROUP**

PROJECT **FASSAROE PHASE 1 DEVELOPMENT**

TITLE **PUBLIC LIGHTING N11 BRIDGE**

SHEET	SCALE	PROJECT No.	DRAWING No.
A1	1:125	21053	E069

THIS IS NOT AN APPROVED LIGHTING DESIGN DRAWING. INFORMATION ONLY

E069

